


## UNDERSTANDING YOUR CO ALARM

### WELCOME CHIRP

Horn chirps and light blinks once when batteries are first connected.


**DIGITAL DISPLAY:** All segments are turned on for a short time upon initial power. Then the battery level icon is displayed.



### ALARM RECEIVING BATTERY POWER

Light flashes every minute. Horn is silent.


**DIGITAL DISPLAY:** Battery icon will show a full or almost full icon.



### LOW BATTERY WARNING

The light continues to flash (RED) and the horn also "chirps" once every minute. This warning should last for up to 7 days, but you should replace the batteries as soon as possible.

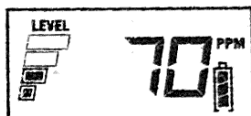
**DIGITAL DISPLAY:** Battery icon will show an empty icon.



### DURING TESTING

Light flashes Red in sync with the horn pattern (4 beeps, pause, 4 beeps), simulating a CO Alarm condition.

**DIGITAL DISPLAY:** During the simulated CO alarm, "CO" is displayed along with a full alarm level. Several ppm CO levels are also displayed and the alarm level is shown increasing.



### CO ALARM

Sensor has detected enough CO to trigger an alarm. Light flashes rapidly and horn sounds loudly (repeating 4 beeps, pause). See "If Your CO Alarm Sounds" for details. **During an alarm, move everyone to a source of fresh air. DO NOT move the CO Alarm!**

**DIGITAL DISPLAY:** "CO" alternating with the ppm number, a full level, and "EVACUATE".



### CO ALARM REQUIRES SERVICE (MALFUNCTION SIGNAL)

The light flashes (RED) and the horn sounds 3 quick "chirps" every minute. CO Alarm needs to be replaced.

**DIGITAL DISPLAY:** "ERROR" is displayed.