


---

# Bocce Rules



## Object of the Game

The object of the game is to score the most points by ending each round with your team's Bocce balls closest to the point ball. The point ball is small and is called the "pallino." There are two to four players on a team. Each player is given one or two Bocce balls. Each player then takes turns rolling or throwing the Bocce ball toward the pallino, which has already been thrown onto the field. The team with the most Bocce balls closest to the pallino wins the frame. To increase their chances of winning a frame, players may throw their Bocce balls, striking the pallino or other Bocce balls in the field to separate opponent's balls from the pallino. A Bocce match consists of an odd number of frames (e.g., 1, 3, 5, 7, 9, or 11) agreed on by the players before the game. The team that wins the most frames wins the Bocce match!

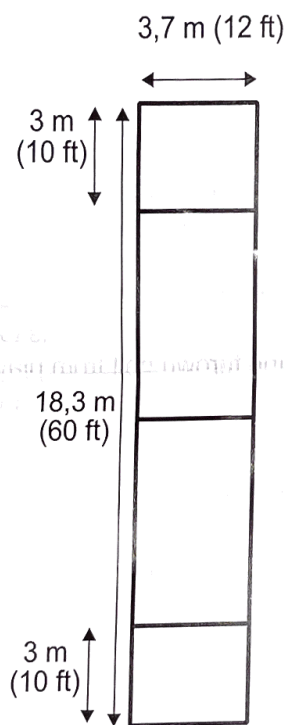
### 1. *Get Ready!*

- EastPoint Bocce can be played on any level surface by anyone who is willing to play.
- Gather two to eight players.
- You may modify the game to accommodate two to eight players. For example, if there are two players, each player has four balls to roll or throw. For eight players, each player has one ball to roll or throw. In both cases, however, there are only two teams: a red team and a green team.

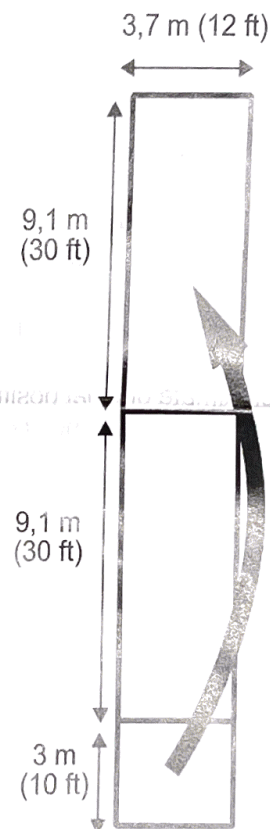
## 2. Get Set!

- You may play EastPoint Bocce on any flat surface. Serious players may decide to play on a Bocce court, which is called a "pit." To set up a pit, see Figure A.
- If you are not playing in a Bocce pit but want strict rules, make sure that the pallino is thrown at least 9 m (30 feet) from the throwing area. See Figure B. You may use an extra T-shirt to mark off 9 m (30 feet) or use a landmark such as a tree or rock.
- Toss a coin to determine which team goes first. The winner of the coin toss will also choose the colour of their team's Bocce balls, green or red, and will throw the pallino to begin the frame.

**Figure A: Bocce Pit**



**Figure B: Backyard Bocce**



### 3. Go Play!

- Players stay within the foul line. The player may step on, but should not step over the foul line before releasing the pallino or Bocce ball.
- The team who won the coin toss goes first. The starting team tosses the pallino to a valid position. If using a Bocce pit, the pallino must settle at least 30.5 cm (12 inches) from the sideboard and must not hit the backboard. If, after three attempts, this is not accomplished, the opposing team throws the pallino. Once the pallino is in a valid position, the game can continue.
- Each team decides their own throwing order of each team player. The first player throws the Bocce ball, trying to have it land as close to the pallino as possible. If using a Bocce pit and the Bocce ball hits the backboard, that team must throw again. Once the first team throws a Bocce ball in bounds, the first team steps aside.
- The opposing team goes next. The opposing team throws its Bocce balls until all have been thrown or one of the Bocce balls ends up closer to the pallino than the first team's balls.
- The team whose Bocce balls are closest to the pallino is called "inside"; the opposing team is called "outside."
- Whenever a team gets inside, it steps aside and lets the outside team roll.
- The team outside throws until it beats, not ties, the opposing ball.
- This continues until both teams have thrown all their Bocce balls.
- If a player rolls the wrong coloured ball, simply replace it with the correct colour when the ball comes to rest.
- If a player rolls out of turn, the opposing team may leave everything, including the thrown ball, exactly where it is or may return any moved balls to their approximate original positions and remove the thrown ball from play.
- If a Bocce ball is moved before all Bocce balls are played, the opposing team replaces the ball to the approximate original position. This is to be done in the spirit of good sportsmanship.
- If at the end of any frame the closest ball of each team is equidistant from the pallino, the frame ends in a tie.
- The team with the most Bocce balls closest to the pallino wins the frame.
- When a team wins a frame, players exchange ends of the Bocce pit and substitutions may be made. The team winning the previous frame will toss the pallino to start the next frame. If playing Bocce in the back yard, players may decide whether to stay in the same playing area and play in the opposite direction, or move to another part of the back yard.

#### **4. Additional Rules When Using a Bocce Pit**

- Once the pallino has been put into play, it remains in play even if it hits the backboard. However, if the pallino is knocked out of the pit or it is knocked in the front of the centre line, the frame will end, no points are awarded, and the frame will resume from the opposite end of the court with the same team tossing the pallino.
- If a player's Bocce ball makes contact with the backboard, the Bocce ball is considered a dead ball on impact and is removed from play until the end of the frame.
- If a thrown Bocce ball comes to rest on the pallino or another ball that is touching the back wall, this thrown ball remains in play. The Bocce ball touching the back wall is removed from play. If the pallino is touching the back wall, it remains in play.
- If, after hitting the backboard, a Bocce ball strikes a stationary Bocce ball, that stationary ball shall be replaced in its original position. The thrown ball is removed from play.
- If, after hitting the backboard, a Bocce ball is not removed quickly enough and strikes a moving ball that likely would have hit the backboard, allowing the moving ball to remain in play, that moving ball remains in play where it comes to rest.

#### **5. Rules on Shooting**

- Shooting is lofting the ball in the air beyond the centre line. Shooting is allowed if the thrown ball hits the ground before hitting the pallino. If the thrown ball does not hit the ground first, everything goes back to its approximate original position. The thrown ball is out of play.

### **Game Variations**

#### ***Play Two Matches Simultaneously***

To speed up play, two matches can be played simultaneously in a single Bocce pit by assigning a match to each end of the court. This also provides players at the opposite end to determine which Bocce balls are "inside" and declare the frame winner.

#### ***Play Bocce with More Than Eight Players***

With extra sets of EastPoint Bocce, you can play with more than eight players at a time. This will provide you with additional Bocce balls for players to roll and throw. No matter how many players and Bocce balls there are, only one pallino is needed per frame.